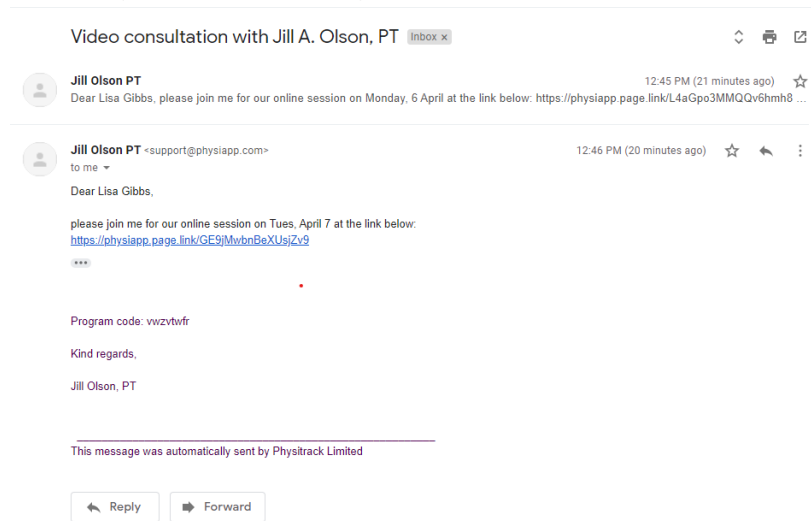


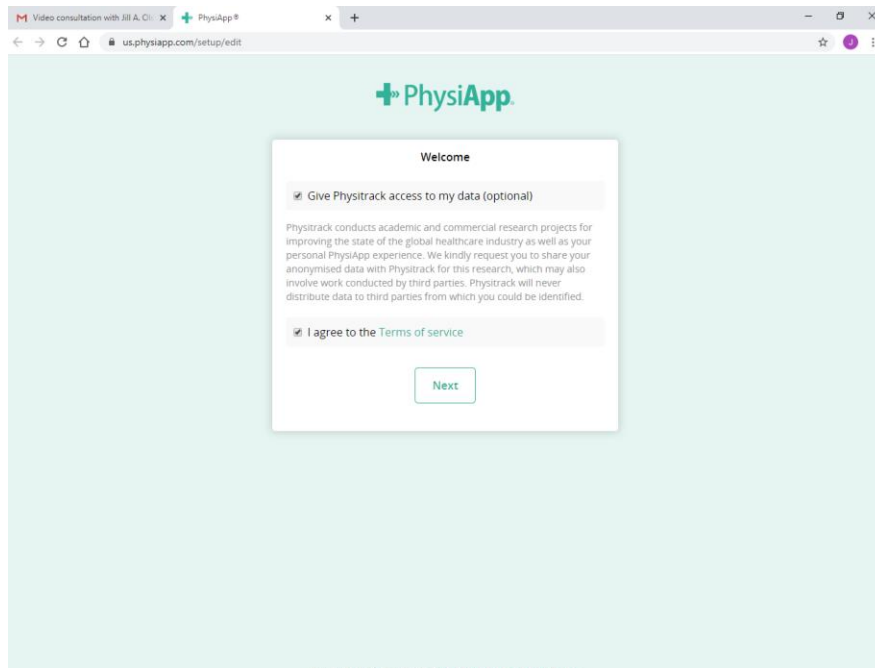
Physitrack Step By Step Instructions – Through Email

For Computer/Tablet Users

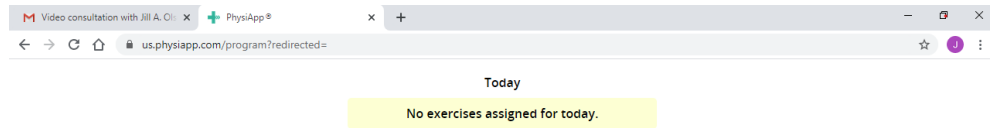
1. Your therapist will send you an email that looks like this



2. Click on the link and it will take you to the next step where you will be asked to give PhysiTrack access to your data and accept the Terms of Service.



3. Next it will take you to this screen where it shows you any programs your therapist has assigned to you and you can also navigate to Preferences which is where you can change your notification settings.



4. At the time of your appointment your therapist will initiate the call. You should receive an email with a link to the call. Once you click the link it will take you to a screen where you need to Agree to accept the call. It will look something like this

Consent

By continuing, you give your consent to:
1) Undertake a virtual clinical assessment by a clinician. 2) The release of information relating to your health and fitness to work, and you understand that your clinician will report as required to your Insurer/Employer/Organisation/Solicitor details of any clinical assessment and treatment recommended and/or undertaken by your clinician in respect of your condition.

DISAGREE **AGREE**